

Differential pressure gauge

For ventilation and air-conditioning, NS 110

Model A2G-10

WIKA data sheet PM 07.40



for further approvals
see page 3

Applications

- Differential pressure monitoring for filters
- Pressure monitoring for ventilators
- Overpressure monitoring for clean rooms and also under- and overpressure monitoring for laboratories and operating rooms

Special features

- Fast, tool-free mounting via threaded bezel
- Separated construction of measurement chamber and display area
- Integrated sealing element for direct installation in a ventilation duct or instrument panel
- Available as a built-in or add-on version
- Individual design of dial and scale possible



Differential pressure gauge, built-in version with threaded bezel, model A2G-10

Description

The model A2G-10 differential pressure gauge is used for monitoring the differential pressure in ventilation and air-conditioning applications. The measuring ranges cover from 0 ... 100 Pa to 0 ... 6,000 Pa. Plus/minus ranges can be fulfilled from -50 ... +50 Pa to -1,500 ... +1,500 Pa.

The separated construction of the measurement chamber and display area ensures that impurities from the process air do not settle on the back of the window.

The differential pressure gauge is available in IP54 and IP65 ingress protection as well as two different mounting versions.

Built-in version

The built-in version with threaded bezel is notable for its fast and tool-free mounting. The built-in case features two back mount connections with a G 1/8 female thread, into which matching threaded pressure connections are screwed.




Add-on version

With the add-on version, the add-on case is attached with three screws and then the pressure measuring system is fitted into the case. The add-on case features two lower-mount connections with a G 1/8 female thread, into which matching threaded pressure connections are screwed. The position of each connection can be altered through 90° by rotating the add-on case.

Specifications

Differential pressure gauge, model A2G-10	
Version	<ul style="list-style-type: none"> ■ Standard version ■ Silicone-free version
Nominal size in mm	110
Measuring range	<ul style="list-style-type: none"> ■ 0 ... 100 Pa to 0 ... 6,000 Pa ■ -50 ... +50 Pa to -1,500 ... +1,500 Pa Other plus/minus ranges on request
Unit	<ul style="list-style-type: none"> ■ Pa ■ kPa ■ inWC ■ mmWC ■ mbar
Scale	<ul style="list-style-type: none"> ■ Single scale ■ Dual scale
Accuracy class	
Span \geq 250 Pa	3.0
Span 101 ... 249 Pa	5.0
Span \leq 100 Pa	10.0
Process connection	G 1/8 female Threaded pressure connection for measuring hoses with inner diameter 4 ... 6 mm (see "Accessories")
Movement	Contact-free transmission (SWISS MOVEMENT)
Materials	
Case components	Plastic, glass-fibre reinforced
Separating diaphragm	<ul style="list-style-type: none"> ■ Silicone ■ EPDM (with silicone-free version)
Window	Polycarbonate (UV stabilised)
Dial	Aluminium
Pointer	Plastic, black
Mark pointer	<ul style="list-style-type: none"> ■ Without ■ Plastic, red
Medium	<ul style="list-style-type: none"> ■ Air ■ Non-flammable and non-aggressive gases
Permissible temperature	
Medium	-20 ... +50 °C [-4 ... +122 °F]
Ambient	-30 ... +80 °C [-22 ... +176 °F]
Max. working pressure (static pressure)	20 kPa
Ingress protection per IEC/EN 60529	<ul style="list-style-type: none"> ■ IP54 ■ IP65
Weight (pressure measuring system)	235 g

Approvals (option)

Logo	Description	Country
	GOST Metrology, measurement technology	Russia
	KazInMetr Metrology, measurement technology	Kazakhstan
-	MTSCHS Permission for commissioning	Kazakhstan
	UkrSEPRO Metrology, measurement technology	Ukraine

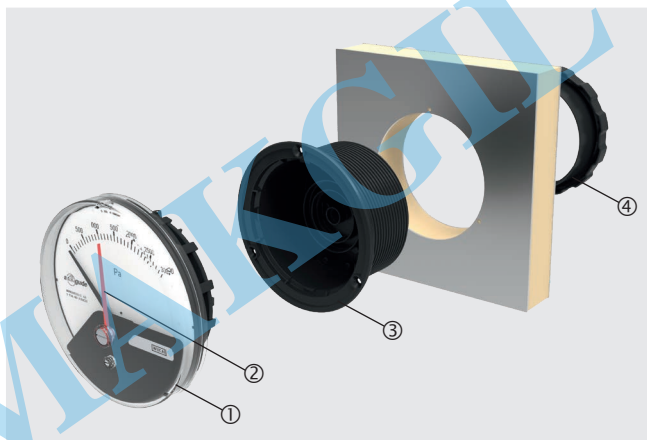
Certificates (option)

- Measurement report per EN 837
- 2.2 test report per EN 10204
- 3.1 inspection certificate per EN 10204

Approvals and certificates, see website

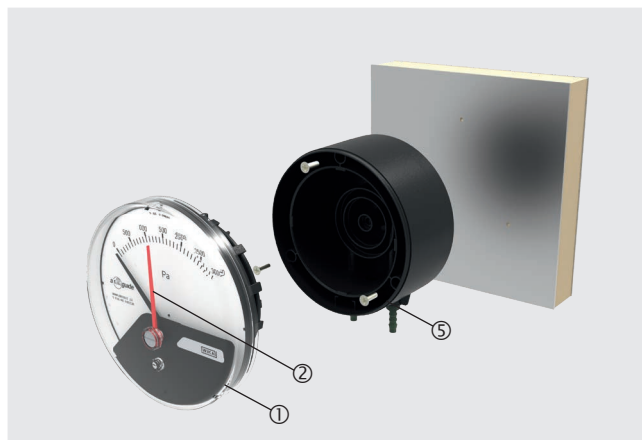
Mounting versions

Built-in version ¹⁾



1) Installation for wall thicknesses of 1 ... 70 mm

Add-on version

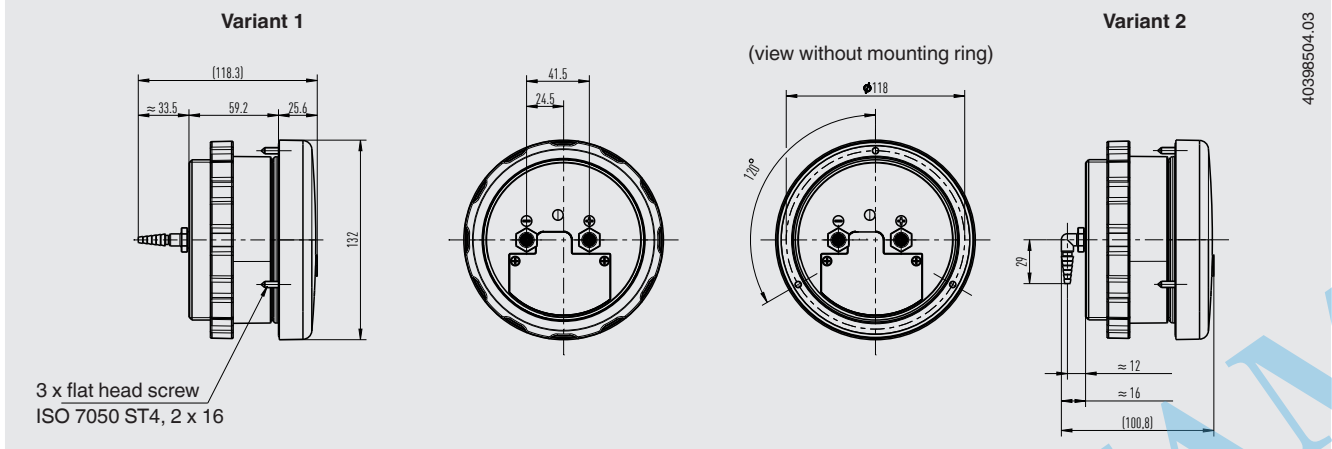


Legend

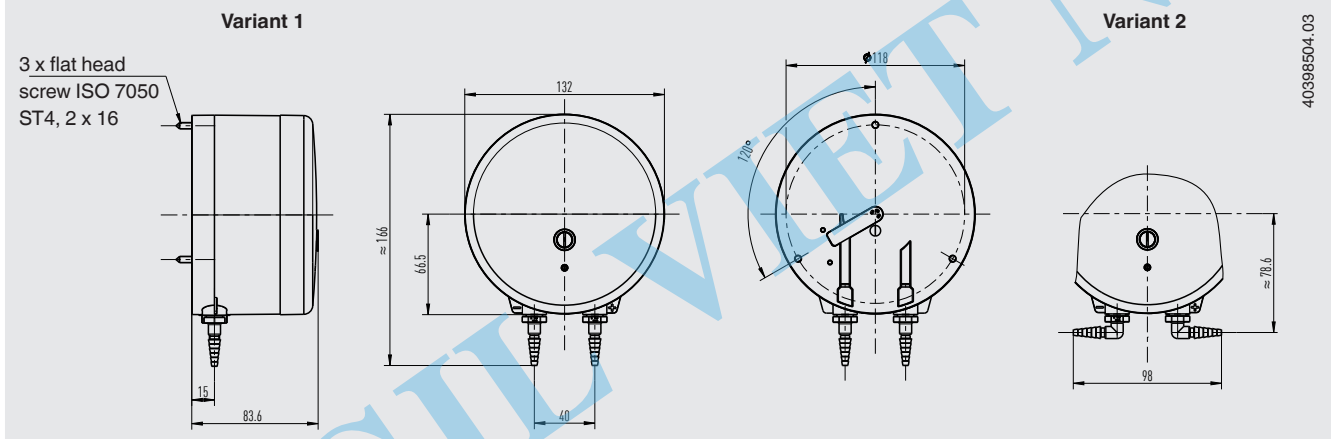
- ① Pressure measuring system
- ② Red mark pointer
- ③ Built-in case
- ④ Threaded bezel
- ⑤ Add-on case

Dimensions in mm

Built-in version with threaded bezel



Add-on version












Legend

Variant 1: With threaded pressure connection, straight, $\text{Ø } 4 \dots 6 \text{ mm}$

Variant 2: With threaded pressure connection, angled, $\text{Ø } 4 \dots 6 \text{ mm}$

Accessories

Description	Order number
Process connections	
 2 x threaded pressure connection, straight, Ø 4 ... 6 mm	40423607
 2 x threaded pressure connection, angled, Ø 4 ... 6 mm	40423526
 With mounting thread G 1/8 for pipes 6.35 mm [1/4"]	40232867
 Combi hose connection for pressure measurement hoses Ø 4 ... 7 mm	40232484
Static duct probes with combi hose connection for pressure measurement hoses Ø 4 ... 7 mm	
 Insertion length 100 mm	40232981
 Insertion length 150 mm	40232999
 Insertion length 200 mm	40233006
Measuring hoses	
 PVC hose, inner diameter 4 mm, roll at 25 m	40217841
 PVC hose, inner diameter 6 mm, roll at 25 m	40217850
 Silicone hose, inner diameter 4 mm, roll at 25 m	40208940
 Silicone hose, inner diameter 6 mm, roll at 25 m	40208958
 Duct connectors for measuring hoses Ø 4 ... 6 mm	40217507
 Weather protection	40241564

Ordering information

Model / Version / Measuring range / Unit / Scale / Ingress protection / Mark pointer / Mounting version / Accessories / Approvals / Certificates / Options

© 09/2008 WIKA Alexander Wiegand SE & Co. KG, all rights reserved.
The specifications given in this document represent the state of engineering at the time of publishing.
We reserve the right to make modifications to the specifications and materials.

